

OPPEIN

Doors and Windows



OPPEIN

OPPEIN HOME GROUP INC.

Add: #366, Guanghua 3rd Road, Baiyun District, Guangzhou, China
www.oppeinhome.com

+86-20-36730513 sales@oppein.com

[f](#) [in](#) [@](#) Oppein Home



360° Kitchen Showroom



360° Bathroom Showroom



360° Door Showroom

CONTENTS

Swinging Window Series

- 03/04 65D Swinging Window
- 05/06 75D Swinging Window
- 07/08 88B Integrated Outswing Window (with Window Screen)
- 09/10 88D Integrated Swinging Window (with Window Screen)
- 11/12 98A Integrated Inswing Window (with Window Screen)
- 13/14 100A Integrated Double Inswing Window (with Window Screen)
- 15/16 100B Integrated Outswing Window (with Window Screen)
- 17/18 108A Integrated Inswing Window (with Window Screen)
- 19/20 108B Integrated Swinging Window (with Window Screen)
- 21/22 128C Integrated Swinging Window (with Window Screen)

Sliding Window Series

- 25/26 138N Triple-track Sliding Window
- 27/28 88/138 Sliding Window
- 29/30 148A/220A Lift and Slide Door (with Narrow Frame)

Swinging Door Series

- 33/34 62A Narrow Frame Swinging Door
- 35/36 65 Swinging Door
- 37/38 75 Swinging Door
- 39/40 70 Ultra Narrow Frame Swinging Door
- 41/42 70J Ultra Narrow Frame Swinging Door
- 43/44 128 Integrated Swinging Door (with Door Screen)

Sliding Door Series

- 47/48 88/138 Sliding Door
- 49/50 110/165 Narrow Frame Sliding Door
- 51/52 125/185 Sliding Door
- 53/54 125A/185A Narrow Frame Sliding Door
- 55/56 115L/175L Ultra Narrow Frame Sliding Door
- 57/58 115M/175M Narrow Frame Sliding Door
- 59/60 60/115/175 Ultra Narrow Frame Sliding Door
- 61/62 60J/115J/175J/235J/290J Ultra Narrow Frame Sliding Door
- 63/64 60H/115H/175H/235H/290H Ultra Narrow Frame Sliding Door
- 65/66 115K/175K Ultra Narrow Frame Sliding Door
- 67/68 148 Heavy Sliding Door
- 69/70 148A/220A Narrow Frame Heavy Sliding Door

Others

- 73/74 ESR130N/165 Sunroom
- 75/76 ESR110/110N Sunroom
- 77/78 EGB70 Glass Railing
- 79/80 EFD88 Folding Door
- 81/82 EFW75 Folding Window
- 83/84 Ventilation Window
- 85 Automatic Door



Swinging Window Series



65D Swinging Window

Suitable for

All kinds of middle and low floor balcony windows, bedroom windows, living room windows etc..

Features


- The medium mullion has a narrow frame, a small shaded surface, improved light transmission and a simple appearance.
- The inswing window is equipped with exposed hinges as standard, and the window opening angle 180°, taking less space in the area.
- Optional simple window screen, convenient for disassemble and clean.
- Optional high-definition window screen, better anti-mosquito, better visual effect.

Functional Configuration


Thickness	1.6+mm
Heat insulating strip	24+24mm
Standard Hardware	OPPEIN customized
Standard Glass	5+20Ar+5

Optional colors

◆ Interior colors



◆ Exterior colors





75D Swinging Window

Suitable for

All kinds of middle and low floor balcony windows, bedroom windows, living room windows etc..

Features

- The medium mullion has a narrow frame, a small shaded surface, improved light transmission and a simple appearance.
- The imported ultra-wide 35.3mm multi-chamber heat insulating strips has better heat preservation and thermal insulation performance and high dimensional accuracy.
- Optional simple window screen, convenient for disassemble and clean.
- Optional high-definition window screen, better anti-mosquito, better visual effect.

Functional Configuration








Thickness	1.6+mm
Heat insulating strip	35.3+35.3mm
Standard Hardware	OPPEIN customized
Standard Glass	5+12Ar+5+12Ar+5

Optional colors

◆ Interior colors

 Dark Grey	 Senior Grey	 Dark Brown	 Coffee
 Flash Silver	 Black Pearl	 Starry Night Black	 Palisander 2#
 Walnut	 Champagne Gold 2#		

◆ Exterior colors

 Dark Grey	 Senior Grey	 Dark Brown	 Coffee
 Flash Silver	 Black Pearl	 Starry Night Black	 Dark Green



88B Integrated Outswing Window (with Window Screen)

Suitable for

All kinds of middle and low floor balcony windows, bedroom windows, living room windows etc..

Features

- The window frames are all made of glue-injected connectors, which are more reliable in sealing and connection and have a long service life.
- Hidden vertical drainage structure, smoother drainage and more beautiful appearance.
- With narrow frame window screen, simple and beautiful appearance.
- The medium mullion has a narrow frame, a small shaded surface, improved light transmission and a simple appearance.

Functional Configuration


Thickness	1.6+mm
Heat insulating strip	18+12mm
Standard Hardware	OPPEIN customized
Standard Glass	5+12Ar+5+12Ar+5
Standard Window Screen	0.6*4-304

Optional colors

◆ Interior colors



◆ Exterior colors





88D Integrated Swinging Window (with Window Screen)

Suitable for

All kinds of middle and low floor balcony windows, bedroom windows, living room windows etc..

Features











- The inswing window screen fan is magnetically locked by magnetic strips, and with the economical lock.
- The medium mullion has a narrow frame, a small shaded surface, improved light transmission and a simple appearance.
- The inswing window is equipped with exposed hinges as standard, and the window opening angle 180°, taking less space in the area.
- The window frames are all made of glue-injected connectors, which are more reliable in sealing and connection and have a long service life.

Functional Configuration









Thickness	1.6+mm
Heat insulating strip	18+12mm
Standard Hardware	OPPEIN customized
Standard Glass	5+12Ar+5+12Ar+5
Standard Window Screen	0.6*4-304

Optional colors

◆ Interior colors

 Dark Grey	 Senior Grey	 Dark Brown	 Coffee
 Flash Silver	 Black Pearl	 Starry Night Black	 Palisander 2#
 Walnut	 Champagne Gold 2#		

◆ Exterior colors

 Dark Grey	 Senior Grey	 Dark Brown	 Coffee
 Flash Silver	 Black Pearl	 Starry Night Black	 Dark Green



98A Integrated Inswing Window (with Window Screen)

Suitable for

All kinds of balcony windows, bedroom windows, living room windows etc..

Features

- The medium mullion and sash have narrow frames and small shaded surface, improved light transmission and a simple appearance.
- The inswing window without pressure line design, the appearance is simple and fashionable.
- Concealed downward drainage, beautiful appearance and fast drainage.
- Standard concealed hinge, no incision sealing strip has good sealing performance, and the appearance is simple and uncluttered.

Functional Configuration

Thickness	1.6mm
Heat insulating strip	24+24mm
Standard Hardware	OPPEIN customized
Standard Glass	5+20Ar+5
Standard Window Screen	0.7*12-304

Optional colors

◆ Interior colors



◆ Exterior colors





100A Integrated Double Inswing Window (with Window Screen)

Suitable for

All kinds of high-end residential balcony windows, bedroom windows, living room windows etc..

Features

- The window frame is flush inside and out, and the window screen and the sash are at the same height; match narrow frame and narrow sash for a minimalist look.
- Color matching can be carried out on the opening edge and the bead, asymmetrical multi-stage frame structure, extremely narrow sash facade, and the simple and fashionable appearance.
- The frame and sash are all glued, and the sealing and connection are more reliable; Type of floor drain, drainage, ultra-high water retention backfill of 10mm, the waterproof effect is better.

Functional Configuration

Thickness	1.8mm
Heat insulating strip	24+24mm
Standard Hardware	OPPEIN customized
Standard Glass	5+20Ar+5
Standard Window Screen	Nano Fiber Mesh

Optional colors

◆ Interior colors



◆ Exterior colors





100B Integrated Outswing Window (with Window Screen)

Suitable for

All kinds of high-end residential balcony windows, bedroom windows, living room windows etc..

Features

- The window frame is flush inside and out, and the window screen and the sash are at the same height; match narrow frame and narrow sash for a minimalist look.
- Color matching can be carried out on the opening edge and the bead, asymmetrical multi-stage frame structure, extremely narrow sash facade, and the simple and fashionable appearance.
- The frame and sash are all glued, and the sealing and connection are more reliable; Type of floor drain, drainage, ultra-high water retention backfill of 10mm, the waterproof effect is better.
- Floor opening + glass guardrail function is optional, the product has better light transmission and vision.

Functional Configuration

Thickness	1.8mm
Heat insulating strip	24+24.8mm
Standard Hardware	OPPEIN customized
Standard Glass	5+20Ar+5
Standard Window Screen	0.7*12-304

Optional colors

◆ Interior colors



◆ Exterior colors





108A Integrated Inswing Window (with Window Screen)

Suitable for

All kinds of high-end residential balcony windows, bedroom windows, living room windows etc..

Features

- The imported ultra-wide 35.3mm multi-chamber heat insulating strips has better heat preservation and thermal insulation performance and high dimensional accuracy.
- The medium mullion and sash have narrow frames and small shaded surface, improved light transmission and a simple appearance.
- Standard concealed hinge, no incision sealing strip has good sealing performance, and the appearance is simple and uncluttered.
- Floor opening + glass guardrail function is optional, the product has better light transmission and vision.

Functional Configuration

Thickness	1.6mm
Heat insulating strip	35.3+35.3mm
Standard Hardware	OPPEIN customized
Standard Glass	5+20Ar+5+12Ar+5
Standard Window Screen	0.7*12-304

Optional colors

◆ Interior colors



◆ Exterior colors





108B Integrated Swinging Window (with Window Screen)

Suitable for

All kinds of balcony windows, bedroom windows etc..

Features


- (Outswing Window/Double Inswing Window)The same frame structure, a variety of opening methods to choose.
- The frame and sash are designed flush, and the appearance is uncluttered.
- The design of narrow frame improve light transmission and a simple appearance.
- Double inswing window screens are equipped with high-permeability mesh as standard, with small holes and fine wire diameters, which have a better light transmittance and anti-mosquito effect.

Functional Configuration

Thickness	1.6mm
Heat insulating strip	Inswing(24+24) / Outswing(24+14.8)
Standard Hardware	OPPEIN customized
Standard Glass	5+20Ar+5
Standard Window Screen	Inswing(Nano Fiber Mesh) / Outswing(0.7*12-304)

Optional colors

◆ Interior colors



◆ Exterior colors





128C Integrated Swinging Window (with Window Screen)

Suitable for

All kinds of balcony windows, bedroom windows, living room windows etc..

Features


- The sash is designed to be flush inside and outside, and there is no protrusion in the closed state, which is beautiful and safer.
- The outswing window options with lock to protect, which can be protected in emergencies secretly.
- The medium mullion has a narrow frame, a small shaded surface, improved light transmission and a simple appearance.
- Be designed based on inswing/outswing/double inswing function to meet various customer needs.

Functional Configuration

Thickness	Inswing (1.6mm) /Outswing (1.6+mm)
Heat insulating strip	Inswing(24) / Outswing(24+)
Standard Hardware	OPPEIN customized
Standard Glass	5+20Ar+5
Standard Window Screen	Inswing(Nano Fiber Mesh) / Outswing(0.7*12-304)

Optional colors

◆ Interior colors



◆ Exterior colors





Sliding Window Series



138N Triple-track Sliding Window

Suitable for

All kinds of middle and low floor balcony windows, bedroom windows, bathroom windows etc..

Features


- The upper and lower rails of the overlapping sashes are equipped with windproof blocks to prevent mosquitoes and the sealing is safer.
- Hidden double independent drainage channel drainage design, faster drainage speed and more beautiful appearance.
- The high sliding exterior and low interior design prevents the window frame from derailing and falling outside, and improves safety.
- Equipped with an anti-balance wheel to reduce the shaking of the door leaf and improve the stability of the product.

Functional Configuration

Thickness	1.3+mm
Standard Hardware	OPPEIN customized
Standard Glass	5+20Ar+5
Standard Window Screen	0.6*14-304

Optional colors

◆ Interior colors





88/138 Sliding Window

Suitable for

All kinds of the balcony windows of high-end buildings, bedroom windows, bathroom windows etc..

Features


- The splicing position of the frame is designed with butyl rubber waterstop, which has better watertight performance; the lower rail is filled with a sliding glue groove to fill the groove, which is more convenient for cleaning and reduces heat transfer.
- Hidden double independent drainage channel drainage design, faster drainage speed and more beautiful appearance.
- Equipped with a special slider to reduce shaking and improve product stability. 304# stainless steel guide rail, quiet and durable; imported Technoform insulation strip.
- Hidden drainage design and 33mm double hook lock, with uncluttered appearance.

Functional Configuration

Thickness	2.0+mm
Heat insulating strip	24+14.8mm
Standard Hardware	OPPEIN customized
Standard Glass	5+20Ar+5
Standard Window Screen	0.6*14-304

Optional colors

◆ Interior colors



◆ Exterior colors





148A/220A Lift and Slide Window (with Narrow Frame)

Suitable for

All kinds of the balcony windows of high-end buildings, bedroom windows, bathroom windows etc.

Features


- The splicing position of the frame is designed with butyl rubber waterstop, which has better watertight performance; the lower rail is filled with a sliding glue groove to fill the groove, which is more convenient for cleaning and reduces heat transfer.
- The upper and lower rails of the overlapping sashes are equipped with windproof blocks to prevent mosquitoes and the sealing is safer; The track adopts shock absorption design to improve the stability of the door leaf.
- Equipped with a special slider to reduce shaking and improve product stability. 304# stainless steel guide rail, quiet and durable; imported Technoform insulation strip.
- Hidden drainage design and 33mm double hook lock, with uncluttered appearance.

Functional Configuration


Thickness	2.2+mm
Heat insulating strip	24+14.8mm
Standard Hardware	OPPEIN customized
Standard Glass	5+20Ar+5
Standard Window Screen	0.7*12-304

Optional colors

◆ Interior colors



◆ Exterior colors





Swinging Door Series



62A Narrow Frame Swinging Door

Suitable for

Bathrooms, kitchens, utility rooms, etc..

Features


- Suitable for single-hinged doors, double hinged Doors, and with transom.
- The door frame material is designed with multiple corner pieces to improve the flatness of 45 splicings and appearance quality.
- 46mm narrow frame design, uncluttered in shape.

Functional Configuration

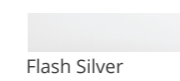
Thickness	1.2mm
Standard Hardware	OPPEIN customized
Standard Glass	5+20Ar+5

Optional colors


◆ Interior colors



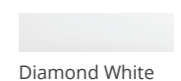
Dark Grey



Flash Silver



Black Pearl



Diamond White



65 Swinging Door

Suitable for

All kinds of villas, high-end buildings, hotels etc..

Features


- Low track design, easy to pass and clean.
- It can be used as a super-high door, up to 3.0m, suitable for a variety of scenarios.
- OPPEIN customized accessories, high-quality surface treatment, good weather resistance, and long service life.

Functional Configuration


Thickness	2.0mm
Heat insulating strip	24+24mm
Standard Hardware	OPPEIN customized
Standard Glass	5+20Ar+5

Optional colors

◆ Interior colors



◆ Exterior colors





75 Swinging Door

Suitable for

Bathrooms, kitchens, utility rooms, etc..

Features


- Low track design, easy to pass and clean.
- It can be used as a super-high door, up to 3.0m, suitable for a variety of scenarios.
- OPPEIN customized accessories, high-quality surface treatment, good weather resistance, and long service life.
- The imported ultra-wide 35.3mm multi-chamber heat insulating strips has better heat preservation and thermal insulation performance and high dimensional accuracy.

Functional Configuration

Thickness	2.0mm
Heat insulating strip	35.3+35.3mm
Standard Hardware	OPPEIN customized
Standard Glass	5+12Ar+5+12Ar+5

Optional colors

◆ Interior colors



◆ Exterior colors





70 Ultra Narrow Frame Swinging Door

Suitable for

Bathrooms, kitchens, utility rooms, etc..

Features

- Can install inside the single casing, outside single casing, both-side casing, and double hinged casing and to meet different needs.
- The visible surface of the door leaf is 16mm wide, with a minimalist style.
- Concealed hinge design enhances its simplicity and visual aesthetics.

Functional Configuration


Thickness	1.2mm
Standard Hardware	OPPEIN customized
Standard Glass	5+20Ar+5

Optional colors


◆ Interior colors



Dark Grey



Black Pearl



Diamond White



70J Ultra Narrow Frame Swinging Door

Suitable for

Bathrooms, bedroom, kitchens, utility rooms, etc..

Features

- Can install inside the single casing, outside single casing, both-side casing, and double hinged casing and to meet different needs.
- The visible surface of the door leaf is 16mm wide, with a minimalist style.
- Equipped with a magnetic lock as standard, there is no lock tongue protruding in the open state, avoiding scratches and improving safety.
- Concealed hinge design enhances its simplicity and visual aesthetics.

Functional Configuration

Thickness	2.0+mm
Standard Hardware	OPPEIN customized
Standard Glass	8mm

Optional colors

◆ Interior colors

Dark Grey

Black Pearl



128 Integrated Swinging Door (with Door Screen)

Suitable for

Bathrooms, bedroom, kitchens, utility rooms, etc..

Features


- Integrated swinging door, the overall style is unified, and the scheme design is more convenient.
- Low track design, easy to pass and clean.
- OPPEIN customized accessories, high-quality surface treatment, good weather resistance, and long service life.
- Making of glue-injected connectors, which are more reliable in sealing and connection and have a long service life.

Functional Configuration


Thickness	2.0+mm
Heat insulating strip	24+24mm
Standard Hardware	OPPEIN customized
Standard Glass	5+20Ar+5
Standard Window Screen	0.7*12-304

Optional colors

◆ Interior colors



◆ Exterior colors





————— Sliding Door Series



88/138 Sliding Door

Suitable for

Balcony, interior partition, etc..

Features


- There are two kinds of track options, flat track, and high track, to meet different usage scenarios.
- High-standard TPV windproof rubber strip is equipped under the flat track door leaf, and a special coating is attached to reduce frictional resistance, which can not only prevent wind and mosquitoes but also does not significantly reduce the smoothness of pushing and pulling.
- It is equipped with the anti-balance wheel as standard to reduce the shaking of the door leaf and improve the stability of product operation.
- Imported Technoform insulation strip ensures dimensional accuracy, and better mechanical properties and weather resistance.

Functional Configuration

Thickness	2.0+mm
Heat insulating strip	20+14.8mm
Standard Hardware	OPPEIN customized
Standard Glass	5+12Ar+5
Standard Window Screen	0.6*14-304

Optional colors

◆ Interior colors



◆ Exterior colors





110/165 Narrow Frame Sliding Door

Suitable for

Balcony, interior partition, etc..

Features


- Low track design, easy to pass and clean.
- Using 304# stainless steel rails, it is smoother and quieter and has strong corrosion resistance and durability.
- The door frame material is designed with multiple corner pieces to improve the flatness of 45 splicings and appearance quality.
- 49mm narrow frame design, enhances its simplicity and visual aesthetics.

Functional Configuration

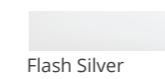
Thickness	1.4+mm
Heat insulating strip	OPPEIN customized
Standard Hardware	5+12Ar+5
Standard Glass	0.6*14-304

Optional colors


Interior colors



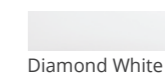
Dark Grey



Flash Silver



Black Pearl



Diamond White



125/185 Sliding Door

Suitable for

All kinds of villas, high-end buildings, hotels etc..

Features


- The splicing position of the frame is designed with butyl rubber waterstop, which has better watertight performance
- The lower rail is filled with a sliding glue groove to fill the groove, which is more convenient for cleaning and reduces heat transfer.
- The upper and lower rails of the overlapping sashes are equipped with windproof blocks to prevent mosquitoes and the sealing is safer.
- Equipped with an anti-balance wheel to reduce the shaking of the door leaf and improve the stability of the product; 304# stainless steel guide rail, quiet and durable.

Functional Configuration

Thickness	1.6mm
Heat insulating strip	24+24.8mm
Standard Hardware	OPPEIN customized
Standard Glass	5+20Ar+5
Standard Window Screen	0.7*12-304

Optional colors

◆ Interior colors



◆ Exterior colors





125A/185A Narrow Frame Sliding Door

Suitable for

All kinds of villas, high-end buildings, hotels etc..

Features


- The splicing position of the frame is designed with butyl rubber waterstop, which has better watertight performance
- The lower rail is filled with a sliding glue groove to fill the groove, which is more convenient for cleaning and reduces heat transfer.
- Equipped with an anti-balance wheel to reduce the shaking of the door leaf and improve the stability of the product; 304# stainless steel guide rail, quiet and durable.
- The narrow fan design with a width of 33mm provides a wide field of vision, simplicity and good light transmission.

Functional Configuration


Thickness	1.6mm
Heat insulating strip	24+24.8mm
Standard Hardware	OPPEIN customized
Standard Glass	5+20Ar+5
Standard Window Screen	0.7*12-304

Optional colors

◆ Interior colors



◆ Exterior colors





115L/175L Ultra Narrow Frame Sliding Door

Suitable for

All kinds of villas, high-end buildings, hotels etc..

Features


- The frames of the glass leaf and the door screen leaf designed to be ultra-narrow, and with simpler silhouette.
- Concealed, multi-channel drainage design, smoother drainage and more beautiful appearance.
- Double leaves sliding door with glass leaf and its built-in handle design provide good light transmission, better mechanical properties, and easy opening.
- Equipped with an anti-balance wheel to reduce the shaking of the door leaf and improve the stability of the product.

Functional Configuration

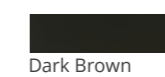
Thickness	5.0mm
Standard Hardware	OPPEIN customized
Standard Glass	5+20Ar+5
Standard Window Screen	Nano Fiber Mesh

Optional colors


◆ Interior colors



Dark Grey



Dark Brown



Black Pearl



115M/175M Narrow Frame Sliding Door

Suitable for

All kinds of villas, high-end buildings, hotels etc..

Features


- Balcony sliding door with narrow frame design of crossbar in the middle, beautiful, simple, and beautiful.
- Concealed, multi-channel drainage design, smoother drainage and more beautiful appearance.
- Equipped with an anti-balance wheel to reduce the shaking of the door leaf and improve the stability of the product.
- Can be bottom track sliding door/top track sliding door/automatic door to available for various scenarios.

Functional Configuration

Thickness	Double track 1.4mm/triple track 2.0mm/sash 2.0mm
Standard Hardware	OPPEIN customized
Standard Glass	5+20Ar+5
Standard Window Screen	0.7*12-304

Optional colors

◆ Interior colors





60/115/175 Ultra Narrow Frame Sliding Door

Suitable for

All kinds of kitchens, studies, interior partitions etc..

Features


- Low track design, easy to pass and clean.
- Sliding door on flat track/top track to available for various scenarios.
- The visible surface of the door leaf is 16mm wide, with a minimalist style.
- Optional double hook lock to available for various scenarios.

Functional Configuration


Thickness	2.0+mm
Standard Hardware	OPPEIN customized
Standard Glas	8mm

Optional colors

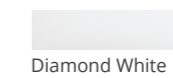
◆ Interior colors



Dark Grey



Black Pearl



Diamond White



60J/115J/175J/235J/290J Ultra Narrow Frame Sliding Door

Suitable for

All kinds of villas, high-end buildings, hotels etc..

Features


- Low track design, easy to pass and clean.
- Sliding door on flat track/top track to available for various scenarios.
- The visible surface of the door leaf is 16mm wide, with a minimalist style.
- Optional double hook lock to available for various scenarios.


Functional Configuration

Thickness	2.0+mm
Standard Hardware	OPPEIN customized
Standard Glas	8mm

Optional colors

◆ Interior colors

 Dark Grey

 Black Pearl



60H/115H/175H/235H/290H Ultra Narrow Frame Sliding Door

Suitable for

All kinds of villas, high-end buildings, hotels etc..

Features


- Low track design, easy to pass and clean.
- Sliding door on flat track/top track to available for various scenarios.
- The visible surface of the door leaf is 18mm wide, with a minimalist style.
- Equipped with an anti-balance wheel to reduce the shaking of the door leaf and improve the stability of the product.


Functional Configuration

Thickness	2.0+mm
Standard Hardware	OPPEIN customized
Standard Glas	8mm

Optional colors

◆ Interior colors


Dark Grey


Black Pearl



115K/175K Ultra Narrow Frame Sliding Door

Suitable for

All kinds of villas, high-end buildings, hotels etc..

Features


- Low track design, easy to pass and clean.
- Sliding door on bottom track/automatic door and multiple opening methods to available for various scenarios.
- The visible surface of the door leaf is 18mm wide, with a minimalist style.
- Double leaves sliding door with glass leaf and its built-in handle design provide good light transmission, better mechanical properties, and easy opening.


Functional Configuration

Thickness	2.0+mm
Standard Hardware	OPPEIN customized
Standard Glas	8mm

Optional colors

◆ Interior colors

 Dark Grey

 Black Pearl



148 Heavy Sliding Door

Suitable for

Coastal area, high floor, villas etc..

Features

- The splicing position of the frame is designed with butyl rubber waterstop, which has better watertight performance.
- The lower rail is filled with a sliding glue groove to fill the groove, which is more convenient for cleaning and reduces heat transfer.
- The upper and lower rails of the overlapping sashes are equipped with windproof blocks to prevent mosquitoes and the sealing is safer.
- Equipped with an anti-balance wheel to reduce the shaking of the door leaf and improve the stability of the product; 304# stainless steel guide rail, quiet and durable
- The track adopts a shock-absorbing design to improve the stability of the door.

Functional Configuration


Thickness	2.0mm
Heat insulating strip	24+14.8mm
Standard Hardware	OPPEIN customized
Standard Glass	5+20Ar+5

Optional colors

Interior colors



Exterior colors





148A/220A Narrow Frame Heavy Sliding Door

Suitable for

Coastal area, high floor, villas etc..

Features

- The splicing position of the frame is designed with butyl rubber waterstop, which has better watertight performance.
- The lower rail is filled with a sliding glue groove to fill the groove, which is more convenient for cleaning and reduces heat transfer.
- The upper and lower rails of the overlapping sashes are equipped with windproof blocks to prevent mosquitoes and the sealing is safer.
- Equipped with an anti-balance wheel to reduce the shaking of the door leaf and improve the stability of the product; 304# stainless steel guide rail, quiet and durable

Functional Configuration


Thickness	2.2+mm
Heat insulating strip	24+14.8mm
Standard Hardware	OPPEIN customized
Standard Glass	5+20Ar+5
Standard Window Screen	0.7*12-304

Optional colors

Interior colors



Exterior colors





Others



ESR130N/165 Sunroom

Suitable for

Villa terraces, duplex residential terraces, garden balconies, etc.

Features

- The primary beam is designed with a glazed pressure wall system to prevent the glass from falling and improve safety performance. EPDM strips press the glass, reduce the gluing process, and improve the installation efficiency of the product.
- The primary beam and transom are designed with hidden drainage channels so that rainwater that has seeped into the room can also be drained outside, enhancing the drainage performance of the sunroom.
- Through the indoor condensate drainage channel, condensate is discharged outside along the drainage channel, reducing the humidity caused by condensate in the room.
- The 21mm drop between the skylight and the primary beam reduces abruptness in appearance and improves the aesthetics of the product.

Functional Configuration

Thickness	3.0mm
Standard Glass	5+0.76+5

Optional colors

◆ (130N) Sunroom colors



Dark Grey

Coffee

◆ (165) Insulated sunroom colors



Interior:

Dark Grey

Coffee

Exterior:

Dark Grey

Coffee



ESR110/110N Sunroom

Suitable for

Villa terraces, duplex residential terraces, garden balconies, etc.

Features

- A variety of roof styles are available, with optional aluminium honeycomb panels.
- Alloy downpipes are available as an option to ensure the overall color is consistent and to enhance the aesthetics.
- Optional Roman columns are available to increase the style of the product.

Functional Configuration

Thickness	2.6+mm
Heat insulating strip	14.8mm
Standard Hardware	OPPEIN customized
Standard Glass	5+0.76+5

Optional colors

◆ (110) Insulated sunroom colors

Interior:				
	Dark Grey	Senior Grey	Dark Brown	Coffee
Exterior:				
	Dark Grey	Senior Grey	Dark Brown	Coffee

◆ (110N) Sunroom colors

			
Dark Grey	Senior Grey	Dark Brown	Coffee



EGB70 Glass Railing

Suitable for

High-end buildings, villas, hotel balconies, etc.

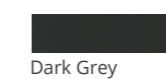
Features

- A variety of installation options to match the requirements of different usage scenarios.
- Optional handrails, metal caps and glass clips suit different customer requirements.
- Glass clips are pressed together with internal pressure blocks and the upper part has no glass frame, allowing a wider view.
- Optional LED light strips to increase the ambient light effect.

Functional Configuration

Thickness	2.5mm
Standard Hardware	OPPEIN customized
Standard Glass	Self-selection

Optional colors



Dark Grey



EFD88 Folding Door

Suitable for

Villa balconies, high-end high-floor residential balconies, shops, interior partitions, etc.

Features

- Two kinds of track options, flat track / high track, to satisfy the requirements of multiple scenarios.
- Door closing anti-pinch hand design, safer to open and close.
- Drainage valve design prevents rainwater from backing up, 304# stainless steel guide rail pushes smoothly and quietly.

Functional Configuration

Thickness	2.0+mm
Heat insulating strip	16+228mm
Standard Hardware	OPPEIN customized
Standard Glass	5+12Ar+5

Optional colors

◆ Interior colors



Dark Grey

◆ Exterior colors



Dark Grey



EFW75 Folding Window

Suitable for

Balconies, sunrooms, etc.

Features


- Designed with handrails to increase product safety and improve aesthetics.
- Hanging rail design is not easy to fall off, higher safety.
- The narrow sash design is minimalist and beautiful, with a better light transmission.
- Side-mounted hidden handles for a more concise appearance.

Functional Configuration

Thickness	1.6+mm
Heat insulating strip	20+24mm
Standard Hardware	OPPEIN customized
Standard Glass	5+9Ar+5


Optional colors

◆ Interior colors



Dark Grey

◆ Exterior colors



Dark Grey



Ventilation Window

Features

- The ventilation window improves product safety by preventing children from falling while ventilating and changing the air.
- The sash of the ventilated window can be optionally painted in OPPEIN orange both inside and outside to increase the color effect and improve the aesthetics of the product.
- When the integrated windows with window screen are integrated with ventilation, the outside can be brought with anti-mosquito screen, which can be removed and cleaned.
- No base handle, simple and beautiful.



Automatic Door

Features

- Automatic doors can be made as single hinged doors/double hinged doors to meet the needs of different scenarios.
- Electric opening and intelligent control, convenient and effortless to open.
- Optional top-mounted sensor/exposed scenario sensor/concealed scenario sensor to satisfy different customer needs.